

Star of Bethlehem

“When they had heard the king, they set out; and there, ahead of them, went the star that they had seen at its rising, until it stopped over the place where the child was.”

Matthew 2:9 NRSVA.

Eternal God, who by a star led wise men to the worship of your Son, guide by your light the nations of the earth, that the whole world may know your glory; through Jesus Christ our Lord, who lives and reigns with you and the Holy Spirit, one God, now and for ever. Amen.


Collect, Scottish Liturgy 1982.

This stained glass of the Nativity in St Bride’s Episcopal Church, Glasgow was created by Karl Parsons in 1915. The Star of Bethlehem design has been recreated digitally to turn the artwork into a colouring sheet.



You are welcome to use this resource and share it freely. Please keep this file in its original and intended form, without seeking financial gain for its use.

Directions—print the following A4 page. Colour the stars and cut them out. Tape or glue a wooden skewer, a lollipop stick, or similar to the back of a star. Glue the two stars together back-to-back. Alternatively, you can trace the design on a tissue paper, decorate it and affix it on a window. You might use your Star of Bethlehem in retelling the Nativity and Epiphany stories!

We would love to see the Bethlehem stars you create. Please send photos to digitalmissioner@glasgow.anglican.org.



This work is licensed under a Creative Commons Attribution-NonCommercial-NoDerivatives 4.0 International License.



Star of Bethlehem

Detail of stained glass by Karl Parsons, 1915
St Bride's Church, Glasgow
Diocese of Glasgow and Galloway
Scottish Episcopal Church

